


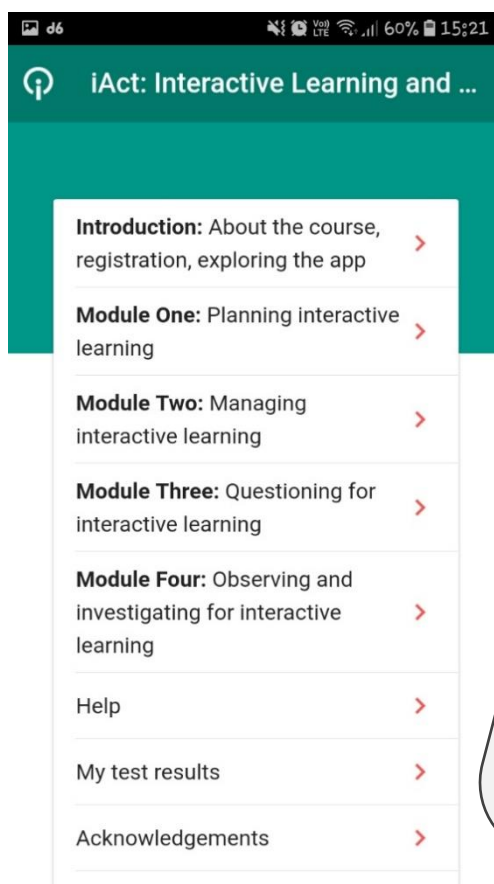
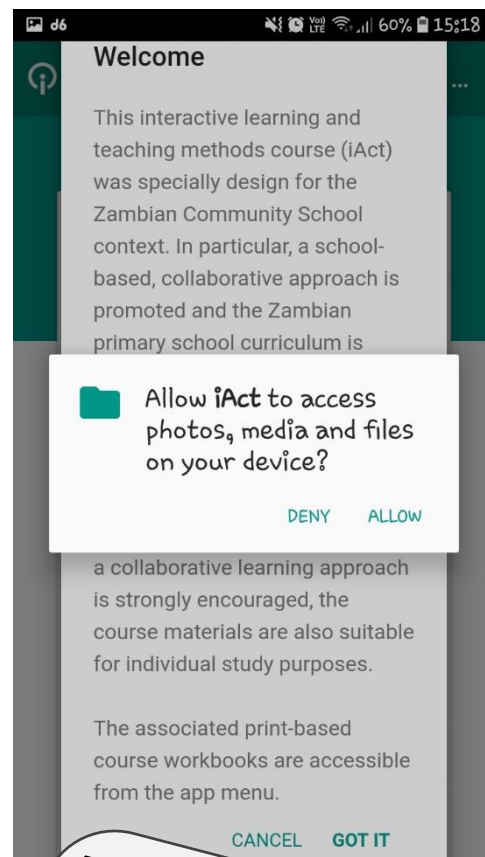
Short Manual

How to set up the iAct app on an Android device with an APK file?



Note: Whether you install iAct from Google Play or by using the apk file provided on the website, you need to download the videos to your device from the iAct website. Otherwise, the app can't show them offline, but will try to stream them from youtube – which requires a good internet connection. Never change file names.

1. The file iAct.apk is the main application installation file. Save it to your device's internal storage or memory card.
2. Use a file manager (or on some devices in the settings menu the item "storage/explore") to find and start the iAct.apk file. Typically, you have to allow "installation from unknown sources" in the settings of your device.
3. When installation has finished, tap the iAct icon  to start the application.
4. A welcome dialogue box will appear (see to the right). Allow iAct to access photos, media and files on your device by tapping "Allow".
5. Then read the dialogue box and make sure you understand the note. If you want to read it again when starting the app afresh, click "Cancel" to continue. If you don't want to read this note again, click "Got it".
6. Don't forget that the videos should be downloaded from the website. It is very important to save them to a certain place, either on the internal memory in a folder to be named /DCIM/iAct or to the memory card in a folder to be named /Videos.
7. This is where you can start the iAct course. Begin by studying the Introduction section, before moving on to the Modules 1 to 4. The introduction includes a sample unit, which allows you to explore how the course works.
8. iAct is self-guided, so you will be guided on what to do at every step until you finish the course. If you have any problems along the way, visit the "Help" section below Module 4.
9. The best way to use iAct is in a group of 3-5 teachers. Each of you can register, as described on the website.
10. Enjoy and good luck!



Do you wish to register fully?
If you send the SMS codes with the results of your weekly self-tests to 076 001 002, your progress will be saved in a database, so that you could qualify for a participation certificate. For full registration before finishing all course units, check www.iAct.info.